



Working *Together*

Instructions on how to use the South Warwickshire Local Plans Consultation Portal and make comments on the Preferred Options Consultation Document

<https://southwarwickshire.oc2.uk/> - link to the consultation portal home page.

Registering, Logging In or Requesting a New Password

The option to 'login' or to 'register' can be found in the top right-hand corner of the consultation portal home page.

You only need to register and login if you wish to make comments. You can view comments made without registering or logging in once the consultation has ended and the representations are published.

opusconsult


Login | Register



I've forgotten my password

If you have made comments previously, then you will automatically have been set up with an account using the email address provided to us at the time. If this is the case, then use the 'I cannot remember my password' link found on the 'login' page. The system will now automatically guide you through the registration process.

Login



[I cannot remember my password.](#)
OR

Request password

Please enter the email you wish to have the password request link sent to

Email *


Making Comments

To make a representation, you will need to be logged in.

The Preferred Options consultation document will be listed on the [homepage](#) under 'Current documents open to consultation'.

Consultations

Welcome to the South Warwickshire portal

Current documents open to consultation 

Historic documents 

Select the Preferred Options consultation document and then from the contents page, click on the chapter, site, issue or policy that you are interested in.

[Summary](#)

[1. Introduction](#)

[2. How to Have Your Say](#)

[2.1 How to view the consultation](#)

[2.2 How to Comment](#)

[2.3 Call for Sites](#)

[Do you broadly support the proposals in the How to Have Your Say chapter? If you regards to this chapter please include them here.](#)

[3. Vision and Strategic Objectives: South Warwickshire 2050](#)

[4. Meeting South Warwickshire's Sustainable Development Requirements](#)

[5. Delivering Homes that Meet the Needs of all our communities](#)

[6. Delivering South Warwickshire's Economic Needs](#)

[7. A Climate Resilient and Net Zero Carbon South Warwickshire](#)

The online document may be formatted slightly differently than the website pdf, but content is still the same.

To make comments, click on the comment button adjacent to the site issue or policy that you are interested in, and complete the online representation form.

[Comment](#)

You are not limited to making one single representation. You can comment on as many, or as few, paragraphs as you wish.

You can respond to each part of the consultation document using the following four questions:

- *Do you agree with the approach laid out in the draft policy/policy direction?*
- *Do you have any further comments on this section?*
- *Do you have any comments on this Strategic Growth Location/New Settlement?*
- *Do you have any comments on a specific site proposal or the Housing Land Availability Assessment (HELAA) results?*

Each question can be answered with either 'Yes/No/Other' and there is the opportunity to add further comments.

Do you agree with the approach laid out in Draft Policy Direction 2 - Potential New Settlements?

Comment

25% complete

Fields marked with an * must be completed

Please select one of the options below *

Yes No Other

Next >

You can then write down your representation in a text box (as shown below). Should this exceed 100 words, then the system will automatically open a second dialogue box for you to provide a short summary of your representation.

Do you agree with the approach laid out in Draft Policy Direction 2 - Potential New Settlements?

Comment

50% complete

Your representation

Fields marked with an * must be completed

Please provide your comments below. Please note if you type more than 100 words, you will be asked to provide a summary. *

Test

word count: 1

[Back](#) Next >

You will then have the opportunity to upload any supporting document to supplement your submission (this is optional).

Do you agree with the approach laid out in Draft Policy Direction 2 - Potential New Settlements?

Comment

75% complete

Optionally attach files to representation

Do you wish to include any supporting documents?

Uploads

You can upload up to 4 files
Maximum file size is 20.00 MB
Choose files or drag them in here

[Back](#) [Next >](#)

Finally, you will be asked to review your representation. After reviewing it, please click on 'Submit'.

Do you agree with the approach laid out in Draft Policy Direction 2 - Potential New Settlements?

Comment

100% complete

Please review your representation before you complete it.

Yes

Do you agree with the approach laid out in Draft Policy Direction 2 - Potential New Settlements? : Preferred Options 2025

Last edited: 09/01/2025, 10:04

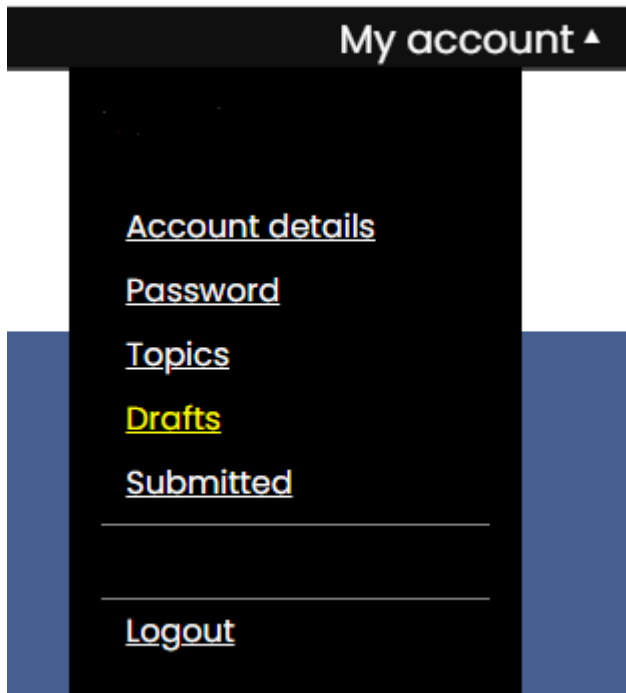
Respondent: [REDACTED]

Representation Summary:
Test

Submit

[Back](#)

If at any point you need to leave your representation and have not finished and submitted it, then there is no need to save your progress. This is automatically done for you. Should you need to go back and complete/submit your representation, navigate to 'my account' in the top right-hand corner and you will be able to see your draft, incomplete comments. From here they can be modified and submitted.



Making a representation online carries the same weight as making a representation by letter or email. If you have made comments online, you **do not** need to send the same comments to us by email or post.

Please note that representations cannot be kept confidential and will be publicly available, including your name and – if applicable – organisation. However, any contact details provided will not be published.

Call for Sites

A targeted 'Call for Sites' will run alongside the Preferred Options consultation. Please **do not** use this consultation portal to submit sites.

Submissions for call for sites can be made using the interactive form available on the [SWLP website](#).

